





















To compliment our large stocks of recognised manufacturers valves, we stock an economy range of valves & accessories for customers requirements.

Brass Gate 3/8-2" Fx F BSPP BS5154 PN25		Washing Machine Valve 15mmx3/4 CxC 22mmx3/4 CxC Angled/Straight		Brass Drain Cock Type 'A' 15mm Insert 1/2" BSP 3/4" BSP	
Brass Gate 15-54mm CxC BS5154 PN16		Washing Machine Hose 1.5mtr Red 1.5mtr Blue		Brass Air Vent 1/8-1/4-1/2" 1/2" Rad Vent (Stelrad) 15mm Insert	
Brass L/Shield 15-28mm CxC BS5154		H/U Bibcock 1/2" BSP c/w DCV 3/4" BSP c/w DCV		Automatic Air Vent 3/8" BSP Bottle AAV c/w Check Valve	
Brass/DZR Stop Cock 1/2-2" Fx F BSPP BS1010		Brass Single/Double Check 15mm CxC 22mm CxC		Boiler Filling Loop Straight valve c/w DCV	
Brass/DZR Stop Cock 15-54mm CxC BSPP BS1010		Pipe Covers 15-42mm White/Chrome		Filter Ball Valve 1/2-2" BSP DZR WRC, PN16 Lever Op. 0.7mm Screen	
Economy C/P Isolation Valve 15-22mm CxC EN1254-2 Slotted head		Brass Drum Cock Lockable 1/2" BSP 3/4" BSP		M/F Ball Valve 3/8" BSP, Lever 1/2" BSP, Lever	
Chrome Service Valve 15mmx1/2 CxC 22mmx3/4 CxC Angled/Straight		Braided Flex 300mm WRC/Non 15x15mm CxC 15x1/2" CxBSP 22x3/4" CxBSP		KEYS Brass Rad Key Ali Rad Key 3-Way L/S Key	