













CHROME PLATED BRASS COMPRESSION FITTINGS BS EN1254-2

STOCK SIZES SHOWN. 6mm-54mm AVAILABLE & POLISHED CHROME TO SPECIAL ORDER

<b>E610CP</b> Straight Coupling 15mm 22mm 28mm		<b>E616CP</b> Male Elbow 15mmx½ 22mmx¾ 22mmx1 28mmx1		<b>E627CP</b> Bent Tap Conn 15mmx½ 22mmx¾	
<b>E611CP</b> Male Coupling 15mmx½ 22mmx¾ 28mmx1		<b>E617CP</b> Female Elbow 15mmx½ 22mmx¾ 28mmx1		<b>E651CP</b> Stop End 15mm 22mm 28mm	
<b>E612CP</b> Female Coupling 15mmx½ 22mmx¾ 28mmx1		<b>E618CP</b> Tee 15mm 22mm 28mm		<b>E617WCP</b> Female B/Plate 15mmx½ 22mmx¾	
<b>E615CP</b> Elbow 15mm 22mm 28mm		<b>E618CP</b> Tee Red Branch 22x15mm 28x15mm 28x22mm		<b>E648CP</b> Reducing Set 22x15mm 28x22mm	

TUBE SIZE	PART No
15mm	TB240
22mm	TB241
28mm	TB242
35mm	TB243
42mm	TB244
54mm	TB245

**WE STOCK TUBE SIZES FROM  
15mm-54mm**

**CHROME PLATED COPPER  
TUBE EN1057 IN 3MTR LTHS**

