






















John Guest Push Fit System for Hot/Cold & Heating Systems BS7291, Demountable

| | | |
|---|--|--|
| <p>Male Adaptor</p> <p>15mm x 1/2 22mm x 3/4 28mm x 1</p>  | <p>Reducer</p> <p>22mm x 15mm</p>  | <p>25mtr Coil</p> <p>10mm 15mm 22mm</p>  |
| <p>Cap</p> <p>15mm 22mm</p>  | <p>Coupler</p> <p>10mm 15mm 22mm 28mm</p>  | <p>50mtr Coil</p> <p>10mm 15mm 22mm</p>  |
| <p>Elbow</p> <p>10mm 15mm 22mm 28mm</p>  | <p>Straight Tap Conn</p> <p>15mm x 1/2 22mm x 3/4</p>  | <p>Flexi Hose</p> <p>300mm 15mm x 1/2</p>  |
| <p>Elbow Stem</p> <p>10mm 15mm 22mm</p>  | <p>Bent Tap Conn</p> <p>15mm x 1/2</p>  | <p>Service Valve</p> <p>15mm</p>  |
| <p>Pipe Insert</p> <p>10mm 15mm 22mm 28mm</p>  | <p>Tee</p> <p>15mm 22mm 28mm</p>  | <p>Flexi Hose</p> <p>300mm C/W Service Valve 15mm x 1/2</p>  |
| <p>Pipe Insert For Compression</p> <p>15mm 22mm 28mm</p>  | <p>Red Branch Tee</p> <p>22mmx15mm 28mmx22mm</p>  | <p>Doc Long Shank</p> <p>15mm</p>  |
| <p>Insert Reducer</p> <p>22mm x 15mm 28mm x 22mm 28mm x 15mm</p>  | <p>One End Red Tee</p> <p>22 x 15 X 22mm 28 x 22 x 28mm</p>  | <p>Tube 3mtr Lth</p> <p>15mm 22mm 28mm</p>  |

Speedfit valves available in stop cocks, double check, plastic/brass & chrome ball valves.

This is just a small range of John Guest fittings that we stock, please contact our sales office for more information & technical advice.

