

<p>GB01 - square plate washer</p>  <p>weight - 70grms</p>	<p>GB02 - 2 hole plate</p>  <p>weight - 145grms</p>	<p>GB03 - 3 hole plate</p>  <p>weight - 220grms</p>	<p>GB04 - 4 hole plate</p>  <p>weight - 285grms</p>	<p>GB09 - 90° bracket</p>  <p>weight - 230grms</p>
<p>GB12 - 90° delta bracket large</p>  <p>weight - 435grms</p>	<p>GB13A - 90° bracket</p>  <p>weight - 310grms</p>	<p>GB14 - 90° bracket</p>  <p>weight - 305grms</p>	<p>GB15 - 90° T left handed</p>  <p>weight - 340grms</p>	<p>GB1941 - beamclamp & U bolt M10 full channel</p>  <p>weight - 275grms</p>
<p>GB2041 - full channel beamclamp</p>  <p>weight - 370grms</p>	<p>GB2082 - double channel beamclamp</p>  <p>weight - 470grms</p>	<p>GB23 - obtuse angle bracket</p>  <p>weight - 250grms</p>	<p>GB24 - acute angle bracket</p>  <p>weight - 335grms</p>	<p>GB29 - shallow 'Z' bracket</p>  <p>weight - 180grms</p>
<p>GB32 - double wide top hat</p>  <p>weight - 420grms</p>	<p>GB33 - double channel bracket</p>  <p>weight - 300grms</p>	<p>GB34 - beamclamp</p>  <p>weight - 120grms</p>	<p>GB36 - base plate double channel</p>  <p>weight - 1310grms</p>	<p>GB4040 - single channel top hat</p>  <p>weight - 350grms</p>
<p>GB41A41 - ext connector full channel</p>  <p>weight - 985grms</p>	<p>GB42A21 - half channel int connector</p>  <p>weight - 207grms</p>	<p>GB42A41 - full channel int connector</p>  <p>weight - 352grms</p>	<p>GB43 - base plate double fix</p>  <p>weight - 645grms</p>	<p>GB22 - channel end caps PVC</p>  <p>white and black</p>
<p>GB10 - 90° delta bracket small</p>  <p>weight - 310grms</p>	<p>GB11 - welded angle bracket</p>  <p>weight - 420grms</p>	<p>GB1982 - beamclamp & U bolt M10 double channel</p>  <p>weight - 285grms</p>	<p>GB2021 - half channel beamclamp</p>  <p>weight - 315grms</p>	<p>GB30 - obtuse angle bracket</p>  <p>weight - 240grms</p>
<p>GB31 - 'Z' type beamclamp M10 (10° pitch)</p>  <p>weight - 155grms</p>	<p>GB41A21 - ext connector half channel</p>  <p>weight - 666grms</p>	<p>G89 - plain channel nut</p> 	<p>G49L & G49S - channel nuts</p>  <p>G49L - long G49S - short</p>	<p>Half channel</p>  <p>41x21x3m - CH4121P3 41x21x6m - CH4121P6</p>

<p>G805 - 5 hole plate</p> <p>weight - 360grms</p>	<p>G806 - 'L' bracket</p> <p>weight - 225grms</p>	<p>G807 - 'T' bracket</p> <p>weight - 345grms</p>	<p>G808A - 90° bracket</p> <p>weight - 155grms</p>
<p>G816 - 90° 'T' right handed</p> <p>weight - 340grms</p>	<p>G817 - 90° angle 'T'</p> <p>weight - 345grms</p>	<p>G818 - obtuse angle bracket</p> <p>weight - 150grms</p>	<p>G81921 - beamclamp & 'U' bolt M10 half channel</p> <p>weight - 265grms</p>
<p>G825 - acute angle bracket</p> <p>weight - 353grms</p>	<p>G826 - beamclamp M10</p> <p>weight - 430grms</p>	<p>G827 - single 'Z' bracket</p> <p>weight - 205grms</p>	<p>G828 - double 'Z' bracket</p> <p>weight - 285grms</p>
<p>G837 - beamclamp M10</p> <p>weight - 145grms</p>	<p>G84741 - single delta plate</p> <p>weight - 1695grms</p>	<p>G838 - double delta plate</p> <p>weight - 1920grms</p>	<p>G84020 - half channel top hat</p> <p>weight - 290grms</p>
<p>G844 - base plate single fix</p> <p>weight - 595grms</p>	<p>G846 - channel 'T' bracket</p> <p>weight - 725grms</p>	<p>G68 - cantilever arm</p> <p>dimension L G68150 150mm G68300 300mm G68450 450mm G68600 600mm G68750 750mm</p>	<p>G69 - channel clamp</p> <p>to suit 1/2"-12" rib tube (screw & nut supplied BZP)</p>
<p>Full channel</p> <p>41x41x3m - CH4141P3 41x41x6m - CH4141P6</p>	<p>Half channel slotted</p> <p>41x21x3m - CH4121S3 41x21x6m - CH4121S6</p>	<p>Full channel slotted</p> <p>41x41x3m - CH4141S3 41x41x6m - CH4141S6</p>	<p>Back-to-back channel</p> <p>41x82x3m - CH4141P3B 41x82x6m - CH4141P6B</p>



GREENAWAY THE TOTAL PIPE SUPPORT SPECIALIST

...OVER 50 YEARS OF INDUSTRY EXPERTISE T: 01922 743322 F: 01922 743163 WWW.GREENAWAYS.CO.UK

Brass/Chrome Single Rings M10
 Brass/Chrome Cast Screw On Brackets

SIZE	SINGLE RING		DOUBLE RING	CAST S/O BRACKET		STRIP S/O
	BRASS	CHROME	BRASS	BRASS	CHROME	BRASS
15mm	BPR111	CPR101	BPR121	BRP131	CPR121	BPR137
22mm	BPR112	CPR102	BPR122	BRP132	CPR122	BPR138
28mm	BPR113	CPR103	BPR123	BPR133	CPR123	BPR139
35mm	BPR114	CPR104	BPR124	BPR134	CPR124	BPR140
42mm	BPR115	CPR105	BPR125	BPR135	*	*
54mm	BPR116	CPR106	BPR126	BPR136	*	*
67mm	BPR117	*	BPR127	*	*	*
76mm	BPR118	*	BPR128	*	*	*
108mm	BPR119	*	BPR129	*	*	*



Brass/Chrome M10 Male/Female Backplates



10mm	BRASS FEMALE	BPR101
10mm	BRASS MALE	BPR102

10mm	CHROME FEMALE	CPR111
10mm	CHROME MALE	CPR112



White Plastic Pipe Clips, Snap On, Wrap Over & Nail On.
 Maclow Pipe Clips For Pvc N/B, Grey
 Zinc Plated Tinned Saddle For Copper & Steel N/B

SIZE	SNAP ON	WRAP OVER	NAIL ON	N/B	TINNED SADDLE	MACLOW PIPE CLIP
8mm	PVCBRK128	PVCBRK141	PVCBRK120	*	*	*
10mm	PVCBRK129	PVCBRK142	PVCBRK121	*	*	*
15mm	PVCBRK130	PVCBRK143	PVCBRK122	1/4"	FIXS8010	*
22mm	PVCBRK131	PVCBRK144	PVCBRK123	1/2"	FIXS8015	PVCBRK102
28mm	PVCBRK132	PVCBRK145	PVCBRK124	3/4"	FIXS8020	PVCBRK103
32mm	*	*	*	1"	FIXS8025	PVCBRK104
42mm	*	*	*	1 1/4"	FIXS8032	PVCBRK105
48mm	*	*	*	1 1/2"	FIXS8040	PVCBRK106
60mm	*	*	*	2"	FIXS8050	PVCBRK107




Malleable Pipe Clips For Steel Tube

N/B SIZE	SINGLE MUNSEN RING			SCREW ON WALL BRACKET		I/D SIZE
	Black	Galv		Black	Galv	
1/4	BA1103	BA1203	M10	*	*	13mm
3/8	BA1104	BA1204	M10	*	*	18mm
1/2	BA1105	BA1205	M10	BA1303	BA1322	21mm
3/4	BA1106	BA1206	M10	BA1304	BA1323	27mm
1	BA1107	BA1207	M10	BA1305	BA1324	34mm
1 1/4	BA1108	BA1208	M10	BA1306	BA1325	42mm
1 1/2	BA1109	BA1209	M10	BA1307	BA1326	48mm
2	BA1110	BA1210	M10	BA1308	BA1327	60mm
2 1/2	BA1111	BA1211	M12	BA1309	BA1328	76mm
3	BA1112	BA1112	M12	BA1310	BA1329	89mm
4	BA1113	BA1213	M12	BA1311	BA1330	114mm
5	BA1114	BA1214	M12	*	*	140mm
6	BA1115	BA1215	M12	*	*	165mm

Rubber/unlined clips dual tapped M8/M10, EPDM, SWL-200KG.
BZP Split band hangers, Saddle clamps.

Clip Size	LINED	UNLINED	TUBE N/B	U BOLT	SPLIT BAND	SADDLE
	PART No	PART No		PART No	PART No	PART No
15-19mm	BA4101	BA6100	3/8	*	*	*
20-25mm	BA4102	BA6101	1/2	FIXUB201	FARM101	BMSBC01
26-30mm	BA4103	BA6102	3/4	FIXUB202	FARM102	BMSBC02
32-36mm	BA4104	BA6103	1	FIXUB203	FARM103	BMSBC03
38-43mm	BA4105	BA6104	1 1/4	FIXUB204	FARM104	BMSBC04
47-51mm	BA4106	BA6105	1 1/2	FIXUB205	FARM105	BMSBC05
53-58mm	BA4107	BA6106	*	*	*	*
60-64mm	BA4108	BA6107	2	FIXUB206	FARM106	BMSBC06
67-72mm	BA4109	*	*	*	*	*
75-80mm	BA4110	BA6109	2 1/2	FIXUB207	FARM107	BMSBC07
87-92mm	BA4111	BA6110	3	FIXUB208	FARM108	BMSBC08
99-105mm	BA4111A	*	*	*	*	*
107-112mm	BA4111B	*	*	*	*	*
113-118mm	BA4112	BA6112	4	FIXUB209	FARM109	BMSBC09
125-130mm	BA4112A	BA6112A	*	*	*	*
138-142mm	BA4113	BA6113	5	FIXUB210	FARM110	BMSBC10
148-152mm	BA4114	*	*	*	*	*
159-166mm	BA4115	BA6114	6	FIXUB211	FARM111	BMSBC11

10mm	BLK BACKPLATE	BA1101	10mm	GALV BACKPLATE	BA1201
12mm	BLK BACKPLATE	BA1102	12mm	GALV BACKPLATE	BA1202



Nominal Bore	BS4504 Table 6					BS4504 Table 10				BS4504 Table 16			
	Dimension		Length of Bolts			Dimension		Length of Bolts		Dimension		Length of Bolts	
	DIA	PCD	No of	Length of Bolts	No of	DIA	PCD	No of	Length of Bolts	DIA	PCD	No of	Length of Bolts
MM	MM	Hole	MM			MM	Hole	MM		MM	Hole		
1/2"	15	80	55	4	M10x45	95	65	4	M12x50	95	65	4	M12x45
3/4"	20	90	65	4	M10x50	105	75	4	M12x55	105	75	4	M12x50
1"	25	100	75	4	M10x50	115	85	4	M12x55	115	85	4	M12x50
1 1/4"	32	120	90	4	M12x55	140	100	4	M16x55	140	100	4	M16x55
1 1/2"	40	130	100	4	M12x55	150	110	4	M16x55	150	110	4	M16x55
2"	50	140	110	4	M12x55	165	125	4	M16x65	165	125	4	M16x60
2 1/2"	65	160	130	4	M12x55	185	145	4	M16x65	185	145	4	M16x60
3"	80	190	150	4	M16x65	200	160	8	M16x70	200	160	8	M16x60
4"	100	210	170	4	M16x65	220	180	8	M16x70	220	180	8	M16x65
5"	125	240	200	8	M16x70	250	210	8	M16x70	250	210	8	M16x70
6"	150	265	225	8	M16x70	285	240	8	M20x70	285	240	8	M20x70
8"	200	320	280	8	M16x70	340	295	8	M20x75	340	295	12	M20x75
10"	250	375	335	12	M16x70	395	350	12	M20x80	405	355	12	M24x90
12"	300	440	395	12	M20x70	445	400	12	M20x80	460	410	12	M24x90
14"	350	490	445	12	M20x80	505	460	16	M20x80	520	470	16	M24x90
16"	400	540	495	16	M20x80	565	515	16	M24x90	580	525	16	M27x100
18"	450	595	550	16	M20x90	615	565	20	M24x105	640	585	20	M27x120
20"	500	645	600	20	M20x90	670	620	20	M24x105	715	650	20	M30x125

Nominal Bore	BS4504 Table 25					BS4504 Table 40				BS4504 Table 64			
	Dimension		Length of Bolts			Dimension		Length of Bolts		Dimension		Length of Bolts	
	DIA	PCD	No of	Length of Bolts	No of	DIA	PCD	No of	Length of Bolts	DIA	PCD	No of	Length of Bolts
MM	MM	Hole	MM			MM	Hole	MM		MM	Hole		
1/2"	15	95	65	4	M12x55	95	65	4	M12x55	105	75	4	M16x70
3/4"	20	105	75	4	M12x65	105	75	4	M12x65	130	90	4	M16x70
1"	25	115	85	4	M12x65	115	85	4	M12x65	140	100	4	M16x75
1 1/4"	32	140	100	4	M16x65	140	100	4	M16x65	155	110	4	M20x75
1 1/2"	40	150	110	4	M16x70	150	110	4	M16x70	170	125	4	M20x80
2"	50	165	125	4	M16x70	165	125	4	M16x70	180	135	4	M20x80
2 1/2"	65	185	145	8	M16x70	185	145	8	M16x70	205	160	8	M20x80
3"	80	200	160	8	M16x75	200	160	8	M16x75	215	170	8	M20x90
4"	100	235	190	8	M20x80	235	190	8	M20x80	250	200	8	M24x90
5"	125	270	220	8	M24x80	270	220	8	M24x80	295	240	8	M27x100
6"	150	300	250	8	M24x90	300	250	8	M24x90	345	280	8	M30x150
8"	200	360	310	12	M24x90	375	320	12	M27x90	415	345	12	M33x130
10"	250	425	370	12	M27x90	450	385	12	M30x120	470	400	12	M33x150
12"	300	485	430	16	M27x110	515	450	16	M30x140	530	460	16	M33x160
14"	350	555	490	16	M30x127	580	510	16	M33x150	600	525	16	M39x180
16"	400	620	550	16	M33x140	600	585	16	M36x160	670	585	16	M39x200
18"	450	670	600	20	M33x140	685	610	20	M36x170	*	*	*	*
20"	500	730	660	20	M33x155	775	670	20	M39x180	*	*	*	*

TEMPERATURE (C) PRESSURE RATINGS													
Temperature From -10C	BS10 IMPERIAL PSI				ASA PSI		BS4504 METRIC PSI						
	D	E	F	H	150	300	6	10	16	25	40	64	
+100C	100	200	300	500	240	700	88	147	235	368	588	940	
+200C	100	200	300	500	180	655	88	147	235	368	588	940	
+250C	95	185	280	465	*	*	74	132	220	353	559	897	
+300C	80	155	235	395	130	555	*	117	191	309	485	779	
+350C	65	130	195	320	*	*	*	103	162	250	412	647	
+400C	50	100	150	250	100	425	*	88	132	206	338	529	



Nominal Bore	BS10 Table D					BS10 Table E				BS10 Table F			
	Dimension		Length of Bolts			Dimension		Length of Bolts		Dimension		Length of Bolts	
	IN	MM	DIA MM	PCD MM	No of Hole	DIA MM	PCD MM	No of Hole	DIA MM	PCD MM	No of Hole	DIA MM	PCD MM
1/2"	15	95	67	4	M12x40	95	67	4	M12x40	95	67	4	M12x40
3/4"	20	102	73	4	M12x40	102	73	4	M12x40	102	73	4	M12x40
1"	25	114	83	4	M12x40	114	83	4	M12x40	121	87	4	M16x45
1 1/4"	32	121	87	4	M12x40	121	87	4	M12x40	133	98	4	M16x45
1 1/2"	40	133	98	4	M12x40	133	98	4	M12x40	140	105	4	M16x50
2"	50	152	114	4	M16x50	152	114	4	M16x50	165	127	4	M16x60
2 1/2"	65	165	127	4	M16x50	165	127	4	M16x50	184	146	4	M16x65
3"	80	184	146	4	M16x50	184	146	4	M16x50	203	165	8	M16x65
4"	100	216	178	4	M16x55	216	178	8	M16x55	229	191	8	M16x65
5"	125	254	210	8	M16x65	254	210	8	M16x65	279	235	8	M20x70
6"	150	279	235	8	M20x65	279	235	8	M20x65	305	260	8	M20x70
8"	200	337	292	8	M20x70	337	292	8	M20x70	368	324	12	M20x75
10"	250	406	356	8	M20x55	406	356	12	M20x70	432	381	12	M22x80
12"	300	457	406	12	M20x65	457	406	12	M20x80	489	438	16	M22x90
14"	350	527	470	12	M22x70	527	470	12	M22x80	552	495	16	M24x105
16"	400	578	521	12	M22x70	578	521	12	M22x90	610	552	20	M24x110
18"	450	641	584	12	M22x70	647	584	16	M22x100	673	610	20	M28x120
20"	500	705	641	16	M22x80	705	641	16	M22x105	737	637	24	M28x130

Nominal Bore	BS10 Table H					BS1560 ASA150				BS1560 ASA300			
	Dimension		Length of Bolts			Dimension		Length of Bolts		Dimension		Length of Bolts	
	IN	MM	DIA MM	PCD MM	No of Hole	DIA MM	PCD MM	No of Hole	DIA MM	PCD MM	No of Hole	DIA MM	PCD MM
1/2"	15	114	83	4	M16x50	89	60	4	M12x45	92	67	4	M12x50
3/4"	20	114	83	4	M16x50	98	70	4	M12x50	117	83	4	M16x65
1"	25	121	87	4	M16x50	108	79	4	M12x50	124	89	4	M16x65
1 1/4"	32	133	98	4	M16x60	117	89	4	M12x55	133	98	4	M16x70
1 1/2"	40	140	105	4	M16x60	127	98	4	M12x55	156	114	8	M20x75
2"	50	165	127	4	M16x65	152	121	4	M16x70	165	127	8	M20x75
2 1/2"	65	184	146	8	M16x65	178	140	4	M16x75	191	149	8	M20x80
3"	80	203	165	8	M16x70	191	152	4	M16x75	210	168	8	M20x90
4"	100	229	191	8	M16x75	229	191	8	M16x75	254	200	8	M20x95
5"	125	279	235	8	M20x75	254	216	8	M20x80	279	235	8	M20x105
6"	150	305	260	12	M20x75	279	241	8	M20x80	318	270	12	M20x105
8"	200	368	324	12	M20x90	342	298	8	M20x90	381	330	12	M22x100
10"	250	432	381	12	M22x100	406	362	12	M22x95	444	387	16	M24x120
12"	300	489	438	12	M22x105	482	431	12	M22x100	520	451	16	M28x130
14"	350	552	495	16	M24x120	533	476	12	M24x105	584	514	20	M28x140
16"	400	610	552	20	M24x140	598	540	16	M24x105	648	572	20	M30x150
18"	450	673	610	20	M28x150	635	578	16	M28x110	711	629	24	M30x150
20"	500	737	673	24	M28x170	699	635	20	M28x120	775	686	24	M30x160

FLANGES: We stock a full range of flanges in the above tables/sizes, slip-on plates/bossed, screwed bossed, blanks & weld necks. Other tables/sizes and specials are available on request.

GASKETS: We stock ring, full face gaskets and sheets in different materials. Spiral wound gaskets and special cut gaskets available on request.

Novus 30 - WRAS, +140c, 100bar, colour orange

Novus 34 - WRAS, +450c, 160bar, colour white

Graftec- WRAS, +450c (280c steam) 100bar, colour grey

EPDM- WRAS, +110c, colour black rubber

*Max temp/pressure cannot be used simultaneously, are thickness dependant & depend on site conditions.




ZINC PLATED HIGH TENSILE BOLTS GRADE 8.8 BS3692

SIZE	Part No	SIZE	Part No	SIZE	Part No	SIZE	Part No
M6 X 20	NBW099	M12 X 40	NBW124	M16 X 100	NBW145	M20 X 90	NBW159
M8 X 20	NBW101	M12 X 50	NBW126	M16 X 110	NBW146	M20 X 100	NBW160
M8 X 25	NBW102	M12 X 60	NBW127	M16 X 120	NBW147	M20 X 110	NBW160A
M8 X 40	NBW104	M16 X 40	NBW137	M16 X 130	NBW148	M20 X 120	NBW161
M8 X 50	NBW105	M16 X 50	NBW138	M16 X 140	NBW149	M20 X 140	NBW162
M10 X 20	NBW106	M16 X 55	NBW139	M16 X 150	NBW150	M20 X 150	NBW163
M10 X 25	NBW112	M16 X 60	NBW140	M16 X 160	NBW151	M24 X 60	NBW164A
M10 X 40	NBW113	M16 X 65	NBW141	M16 X 200	NBW152	M24 X 70	NBW164B
M10 X 50	NBW144	M16 X 70	NBW142	M20 X 50	NBW155	M24 X 80	NBW165
M10 X 60	NBW115	M16 X 75	NBW142A	M20 X 60	NBW155B	M24 X 90	NBW166
M10 X 100	NBW116	M16 X 80	NBW143	M20 X 70	NBW157	M24 X 100	NBW167
M12 X 20	NBW123	M16 X 90	NBW144	M20 X 80	NBW158	M24 X 120	NBW168



ZINC PLATED STUDDING			STAINLESS STUDDING
SIZE	3MTR	1MTR	1MTR
M6	STUD101	STUD109	STUD117
M8	STUD102	STUD110	STUD118
M10	STUD103	STUD111	STUD119
M12	STUD104	STUD112	STUD120
M16	STUD105	STUD113	STUD121
M20	STUD106	STUD114	STUD122
M24	STUD107	STUD115	STUD123

SIZE	M6	M8	M10	M12	M16	M20	M24
NUT	NBW186	NBW187	NBW188	NBW189	NBW199	NBW200	NBW201
WASHER	NBW171	NBW172	NBW173	NBW174	NBW175	NBW176	NBW177
PENNY WASHER	NBW200	NBW201	NBW202	NBW203	*	*	*
'V' NUT	VNUTM06	VNUT08	VNUT10	VNUT12	*	*	*
ROD CONN	RCM06	RCM08	RCM10	RCM12	RCM16	*	*
EYE BOLT	EBM0680	EBM0880	EBM1080	EBM1280	EBM16150	*	*
SWIVEL HANGER	*	SWIVELM8	SWIVELM10	SWIVELM12	*	*	*
DROP ANCHOR	FIX100	FIX101	FIX102	FIX103	*	*	*
ANCHOR TOOL	FIX112	FIX113	FIX114	FIX115	*	*	*
WALLBOLT	FIXRAW009	FIXRAW01	FIXRAW02	FIXRAW03	FIXRAW04	*	*



Phenolics:

- CFC / HCFC free (ODP 0%)
- Class 0 UK Fire Compliance having low flame spread and low smoke emission in order to meet local fire regulations
- Rigid Closed Cell foam construction, thus resisting moisture ingress
- Thermally efficient ie low 'K' value, saving energy and Carbon Dioxide emissions.
- Ideally suited for use on cold and chilled water services (temperature range minus 180° C to 120° C)
- Suitable for mild steel, stainless steel and copper pipework, available from stock in sizes 1/2" NB to 6" NB (15mm - 159mm) and thicknesses from 15mm to 50mm.

(Full specification available on request.

For full details please contact our sales department).

**Wood Blocks:**

- FSC certified providing full compliance with international environmental agreements.
- Manufactured from Obeche wood, 100mm in length (longer lengths available to order).
- Foil facing for vapour sealing available to order thus reducing condensation.

Blocks can be 'notched out' for trace heating, allowing cables to be run alongside piping underneath insulation.

Material	Colour	Texture	Nail Test	Floats on water	Flammability	Joining	Density (g/cm ³)
PVC-U	Dark Grey	Shiny Smooth	No	No	In flame carbonises, extinguishes away from flame	Solvent cement: Tangit/Dytex	1.38
PVC-C	Light Grey	Shiny Smooth	No	No	In flame carbonises, extinguishes away from flame	Solvent cement: Tangit/Dytex	1.5
ABS	Mid Grey	Shiny Smooth	No	No	Bright flame and drips, continues to burn away from flame	Solvent cement: Tangit	1.03
PE	Black	Waxy	Yes	Yes	Bright flame and drips, continues to burn away from flame	Heat Fusion: Butt, socket & electro fusion, compression	0.95
PROGEF PP Standard	Light Beige	Waxy	Slight	Yes	Bright flame and drips, continues to burn away from flame	Heat Fusion: Butt fusion, Socket fusion & IR	0.91
PROGEF PP Natural	Brown - Opaque	Waxy	Slight	Yes	Bright flame and drips, continues to burn away from flame	Heat Fusion: Butt fusion, BCF & IR	0.91
SYGEE PVDF Plus & Standard	White - Opaque	Shiny Smooth	No	No	In flame carbonises, extinguishes away from flame	Heat Fusion: Butt fusion, BCF & IR	1.78
PB (INSTAFLEX; IFT)	Grey	Smooth	Slight	Yes	Continues to burn away from flame	Heat Fusion: Butt, socket & electro fusion, compression	0.94
Multilayer pipe (IFT)	White	Smooth	No	Yes	Normal flammable	Push fit	0.94
PP-R (AQUASYSTEM)	Light brown	Smooth	Slight	Yes	Bright flame and drips, continues to burn away from flame	Heat fusion: Socket & electro fusion	0.905

Material	Operating Temperature	Dimension
PVC-U	-50 - 40 - 30 - 20 - 10 0 10 20 30 40 50 60 70 80 90 100 110 120 130 140	6 - 400 mm 3/8 - 8 inch
PVC-C	0°C to +60°C	16 - 225 mm
ABS	d250 - d315 operating temp +40°C	16 - 315 mm 3/8 - 8 inch
PE	-40°C to +60°C	16 - 630 mm
PROGEF PP	-50°C to +60°C	16 - 500 mm
SYGEE PVDF	-10°C to +90°C	16 - 315 mm
PB (INSTAFLEX; IFT)	-20°C to +140°C	16 - 225 mm
Multilayer pipe (IFT)	-0°C to +95°C	16 - 32 mm
PP-R (AQUASYSTEM)	-0°C to +95°C	16 - 125 mm

Material	Maximum pressure rating (PN) based on 20°C water
PVC-U BS Inch	0 1 2 3 4 5 6 7 8 9 10 11 12 13 14 15 16 17 18 19 20 21 22 23 24 25 bar
PVC-U Metric	PN15 (Class E 3/8 - 6") PN12 (Class D 1/4 - 4") PN9 (Class C 2 - 8") PN12 (Class 7T 3/8 - 2") PN16 (6-160mm) PN10 (25-315mm) PN6 (50-400mm)
PVC-C	PN10 (75-225mm) PN16 (16-160mm)
ABS BS Inch	PN12 (Class D 6") PN9 (Class C 1-8") PN12 (Class 7T 1/2 - 2")
ABS Metric	PN6 (d250 - d315) PN10 (d52 - d225)
PE	PN10
PROGEF PP Standard	PN10 (16-500mm) PN16 (20-25mm)
PROGEF PP Natural	PN10 (50-500mm) PN10 (20-63mm)
SYGEE PVDF Plus & Standard	PN16 (20-225mm) PN10 (90 - 315mm)
PB (INSTAFLEX; IFT)	PN16
INSTA BIG d125 - d225	PN10
Multilayer pipe (IFT)	PN16
PP-R (AQUASYSTEM)	PN16

Pipe Sizes - nearest equivalent	inch	metric
NB (inch)	OD (mm)	DN (mm)
1/2	20	15
3/4	25	20
1	32	25
1 1/4	40	32
1 1/2	50	40
2	63	50
2 1/2	75	65
3	90	80
4	110	100
5	140	125
6	160	150
8	225	200