

110mm Grey ring seal soil and vent PVC-U, EN1329-1, BS4514:2001  
 Stock range shown below, other sizes and types of fittings available







<b>SOIL-1 SP430</b> Tube 3mtr length Single Socket		<b>SOIL-10 ST401</b> 92.5 Single Branch Tee		<b>SOIL-22 SB412</b> Bend 135 Deg Single Socket	
<b>SOIL-2 SH44</b> Double Socket		<b>SOIL-11 SU420</b> 92.5 Double Branch Tee		<b>SOIL-23 SN66</b> 32mm Angled Adaptor	
<b>SOIL-3 SH43</b> Single Socket		<b>SOIL-14 SN32</b> 32mm Rubber Boss Adaptor		<b>SOIL-24 SN67</b> 40mm Angled Adaptor	
<b>SOIL-4 SC43</b> Pipe Clip		<b>SOIL-15 SN40</b> 40mm Rubber Boss Adaptor		<b>SOIL-25 SN68</b> 50mm Angled Adaptor	
<b>SOIL-5 SB409</b> 92 Bend Single Socket		<b>SOIL-16 SG40</b> Strap On Boss Back Fixing		<b>SOIL-26 SA62</b> Access Cap	
<b>SOIL-6 SB417</b> 92 Bend Double Socket		<b>SOIL-17 SH46</b> Socket Plug		<b>SOIL-27 ST414</b> 92.5 Single Branch Tree	
<b>SOIL-7 SB403</b> 135 Bend Double Socket		<b>SOIL-18 SV110</b> Air Admittance valve PVC-U		<b>SOIL-28 SA43</b> Access Pipe Single Socket	
<b>SOIL-8 SB404</b> 135 Bend Socket/Spigot		<b>SOIL-19 SV42</b> Vent Terminal PVC-U		<b>SOIL-29 SJ454</b> Ring Seal	
<b>SOIL-9 SB413</b> 92.5 Access Bend Single Skt		<b>SOIL-20 ST404</b> 135 Single Branch Tee		<b>SOIL-30 SK40</b> Kwickfit Conn Straight White	

<p><b>SOIL-31 SK42</b> Kwickfit 90 Deg Leg White</p> 	<p><b>SOIL-39 SAB30</b> Adjustable Bend 0-30 Deg</p> 	<p><b>SOIL-46 SG70</b> Strap Boss</p> 
<p><b>SOIL-32 SK46</b> 12mm Kwickfit Offset White</p> 	<p><b>SOIL-40 SAB90</b> Adjustable Bend 90 Deg</p> 	<p><b>SOIL-47 SD34</b> 110mm x 82mm Reducer</p> 
<p><b>SOIL-33 SK49</b> Leg Kwickfit 90 Deg Conn White</p> 	<p><b>SOIL-41 SN63</b> Straight Adaptor 32mm</p> 	<p><b>SOIL-48 SO65</b> 110mm Reducer</p> 
<p><b>SOIL-34 SK54</b> Flexi-Con Conn White</p> 	<p><b>SOIL-42 SN64</b> Straight Adaptor 40mm</p> 	<p><b>SOIL-48A SU422</b> Double Branch Tee</p> 
<p><b>SOIL-35 RCB104</b> Corner Branch 92.5 Triple Socket</p> 	<p><b>SOIL-43 SN65</b> Straight Adaptor 50mm</p> 	<p><b>SOIL-56 SNK12</b> Kwickfit Swan Neck 90 Deg</p> 
<p><b>SOIL-36 SV48</b> Weathering Apron</p> 	<p><b>SOIL-44 ST410</b> Access Branch Tee</p> 	<p><b>SOIL-57 SK44</b> Kwickfit 104 Deg</p> 
<p><b>SOIL-38 SC44</b> Pipe Clip</p> 	<p><b>SOIL-45 SE60</b> Short Boss Pipe</p> 	<p><b>SOIL-58 SK52</b> Kwickfit Offset 40mm</p> 
		<p><b>SOIL-59 SK48</b> Kwickfit Extension Piece</p> 

Solvent weld ABS waste systems to EN1455 (Stock range in white)  
 Traps in white polypropylene BS 3943

<b>Male Conn</b> 1 ¼ WS46 1 ½ WS47 2 WS57		<b>Tee 92 ½ °</b> 1 ¼ WS21 1 ½ WS22 2 WS56		<b>P Trap 75mm seal</b> 1 ¼ WT52 1 ½ WT53	
<b>Female Conn</b> 1 ¼ WS31 1 ½ WS32		<b>Cross Tee</b> 1 ½ WS38 2 WS50		<b>S Trap 75mm seal</b> 1 ¼ WT56 1 ½ WT57	
<b>90 Elbow</b> 1 ¼ WS15 1 ½ WS16 2 WS64		<b>Tank Conn</b> 1 ¼ WS35 1 ½ WS36		<b>Running Trap 75mm seal</b> 1 ¼ RT176 1 ½ PRT2D	
<b>45 Elbow</b> 1 ¼ WS17 1 ½ WS18 2 WS54		<b>Access Plug</b> 1 ¼ WS29 1 ½ WS30 2 WS72		<b>Bath Trap 20mm seal</b> 1 ¼ WT60 1 ½ WT58	
<b>Swivel Bend</b> 1 ¼ WS23 1 ½ WS24 2 WS60		<b>Reducer</b> 1 ½ X 1 ¼ WS28 2 X 1 ¼ WS202 2 X 1 ½ WS59		<b>Wash Machine Trap 75mm seal</b> 1 ½ WT59	
<b>M/F 45 Elbow</b> 1 ¼ WS48 1 ½ WS49 2 WS66		<b>Clips</b> 1 ¼ WS33 1 ½ WS34 2 WS565		<b>Solvent</b> 250ml Cement 250ml Cleaner	
<b>Sockets</b> 1 ¼ WS25 1 ½ WS26 2 WS58		<b>Bottle Trap</b> 1 ¼ WP41 1 ½ WP42		<b>Tube 3mtr Lths</b> 1 ¼ WS11 1 ½ WS12 2 WS51	

Universal Compression Waste (White)

<b>Connector</b> 1 ¼ PS32 1 ½ PS40		<b>45 Bend</b> 1 ¼ PS17 1 ½ PS18		<b>Swivel Elbow 45</b> 1 ¼ PS19 1 ½ PS20	
<b>Tee</b> 1 ¼ PS21 1 ½ PS22		<b>Swivel Elbow 90</b> 1 ¼ SE1 1 ½ SE2		<b>Reducer</b> 1 ½ X 1 ¼ PS38	

Overflow 21.5mm PVC solvent weld (White) available from stock.



# Polypipe

Push fit system for Hot/Cold radiator & Under floor heating installations BS7291  
10mm-28mm (Stock range shown) Additional fittings available to order

<p><b>Male Adaptor</b></p> <p>15mm x 1/2 PB4315 22mm x 3/4 PB4322 28mm x 1 PB4328</p> 	<p><b>Tee Equal</b></p> <p>15mm PB215 22mm PB222 28mm PB228</p> 	<p><b>Snapfit Clip</b></p> <p>15mm PB2315 22mm PB2322 28mm PB2328</p> 
<p><b>Female Adaptor</b></p> <p>15mm x 1/2 PB4415 22mm x 3/4 PB4422 28mm x 1 PB4428</p> 	<p><b>Red Branch Tee</b></p> <p>22 x 15mm PB1122 28 x 22mm PB1128</p> 	<p><b>Tube 3mtr Lth</b></p> <p><b>Barrier Pipe</b></p> <p>15mm PB315B 22mm PB322B 28mm PB328B</p> 
<p><b>Coupler</b></p> <p>15mm PB015 22mm PB022 28mm PB028</p> 	<p><b>Red Tee</b></p> <p>22 x 15 x 22 PB1422 28 x 22 x 28 PB1428 22 x 15 x 15 PB1522 28 x 22 x 22 PB1520</p> 	<p><b>25MTR COIL</b></p> <p><b>Barrier Pipe</b></p> <p>15mm PB2515B 22mm PB2522B 28mm PB2528B</p> 
<p><b>Socket Reducer</b></p> <p>22 x 15mm PB1822 28 x 22mm PB1828</p> 	<p><b>Straight tap Conn</b></p> <p>15mm x 1/2 PB715 15mm x 3/4 PB715 22mm x 3/4 PB722</p> 	<p><b>50MTR COIL</b></p> <p><b>Barrier Pipe</b></p> <p>15mm PB5015B 22mm PB5022B 28mm PB5028B</p> 
<p><b>Reducer Spigot</b></p> <p>22 x 15mm PB822 28 x 22mm PB828</p> 	<p><b>Bent Tap Conn</b></p> <p>15mm x 1/2 PB1715</p> 	<p><b>Pipe-In Pipe</b></p> <p>15x25mtr PIP 15x50mtr PIP 22x25mtr PIP</p> 
<p><b>Elbow 90</b></p> <p>15mm PB115 22mm PB122 28mm PB128</p> 	<p><b>Cap</b></p> <p>15mm PB1915 22mm PB1922 28mm PB1928</p> 	<p><b>Spare Ring Set</b></p> <p>15mm PB9515 22mm PB9522 28mm PB9528</p> 
<p><b>Elbow Spigot</b></p> <p>15mm PB115 22mm PB122</p> 	<p><b>Pipe Stiffener</b></p> <p>15mm PB6415 22mm PB6422 28mm PB6428</p> <p>Used with PB Pipe</p> 	<p><b>Pipe Cutter</b></p> <p>Shears 10-28mm PB777 Ratchet 10-28mm PB778</p> 






















If it is necessary to remove a jointed fitting the pipe end complete with all the socket components should be cut off & discarded, a complete component pack of spares should be fitted.

To compliment the above range Polyplumb offer flexible hose connectors, Isolation Valves, Radiator Valves, Manifold Systems & Ancillaries.

For further information on the Polyplumb range log onto [www.polyplumb.co.uk](http://www.polyplumb.co.uk)



John Guest Push Fit System for Hot/Cold & Heating Systems BS7291, Demountable

<p><b>Male Adaptor</b></p> <p>15mm x 1/2 22mm x 3/4 28mm x 1</p> 	<p><b>Reducer</b></p> <p>22mm x 15mm</p> 	<p><b>25mtr Coil</b></p> <p>10mm 15mm 22mm</p> 
<p><b>Cap</b></p> <p>15mm 22mm</p> 	<p><b>Coupler</b></p> <p>10mm 15mm 22mm 28mm</p> 	<p><b>50mtr Coil</b></p> <p>10mm 15mm 22mm</p> 
<p><b>Elbow</b></p> <p>10mm 15mm 22mm 28mm</p> 	<p><b>Straight Tap Conn</b></p> <p>15mm x 1/2 22mm x 3/4</p> 	<p><b>Flexi Hose</b></p> <p>300mm 15mm x 1/2</p> 
<p><b>Elbow Stem</b></p> <p>10mm 15mm 22mm</p> 	<p><b>Bent Tap Conn</b></p> <p>15mm x 1/2</p> 	<p><b>Service Valve</b></p> <p>15mm</p> 
<p><b>Pipe Insert</b></p> <p>10mm 15mm 22mm 28mm</p> 	<p><b>Tee</b></p> <p>15mm 22mm 28mm</p> 	<p><b>Flexi Hose</b></p> <p>300mm C/W Service Valve 15mm x 1/2</p> 
<p><b>Pipe Insert For Compression</b></p> <p>15mm 22mm 28mm</p> 	<p><b>Red Branch Tee</b></p> <p>22mmx15mm 28mmx22mm</p> 	<p><b>Doc Long Shank</b></p> <p>15mm</p> 
<p><b>Insert Reducer</b></p> <p>22mm x 15mm 28mm x 22mm 28mm x 15mm</p> 	<p><b>One End Red Tee</b></p> <p>22 x 15 X 22mm 28 x 22 x 28mm</p> 	<p><b>Tube 3mtr Lth</b></p> <p>15mm 22mm 28mm</p> 

Speedfit valves available in stop cocks, double check, plastic/brass & chrome ball valves.

This is just a small range of John Guest fittings that we stock, please contact our sales office for more information & technical advice.

